




**SHANETTE**  
SHEDS - GARAGES - BUILDINGS  
**SUPERIOR SPACE**

**Insulated Metal Garden Sheds, Garages & Storage Units**



[www.shanette.ie](http://www.shanette.ie)




## Shanette Superior Space - Your storage solution.

Established in 1983, in Kilbeggan Co. Westmeath. Shanette are the original designers and manufacturers of sectional steel sheds and garages in Ireland. We design, manufacture and install a large selection of steel framed sheds, garages, storage units, light-industrial buildings, and an attractive range of home offices, hobby rooms and houses.

- *Using over 34 years of experience and know-how combined with the latest 3D computer modelling software, our buildings are built stronger and last longer and can easily withstand the forces of wind and snow loads to Irish Building Regulations.*
- *All of our buildings are produced in our factory, under Factory Production Control systems in compliance with regulation (EU) No 305/2011 according to Standard I.S. EN1090 .*
- *We also design, manufacture and install in accordance with ISO9001 Quality management system. Our buildings are far superior to any other Sectional Steel buildings that are offered on the Irish market.*
- *You can put your trust in our unrivalled quality. We are the First and only Sectional shed and building manufacturer in Ireland that is fully complaint with CE EN1090 STANDARDS, which is a legal requirement in Ireland and all other EU Countries.*





## Certifications

**E<sub>D</sub>**

ACEI / EI - BCP 1401

Ancillary Design Certificate

**ANCILLARY CERTIFICATE OF COMPLIANCE DESIGN**

(Commencement Notice/ 7 Day Notice)



**E<sub>c</sub>**

ACEI / EI - BCP 1402

**ANCILLARY CERTIFICATE OF COMPLIANCE ON COMPLETION**

(ANCILLARY COMPLETION CERTIFICATE)

*DESIGN OF THE WORKS*



**E<sub>I</sub>**

ACEI / EI - BCP 1403

**ANCILLARY CERTIFICATE OF COMPLIANCE ON COMPLETION**

(ANCILLARY COMPLETION CERTIFICATE)

*INSPECTION PLAN*



**C<sub>S</sub>**  
CIF-01

**ANCILLARY CERTIFICATE OF COMPLIANCE ON COMPLETION**

*CERTIFICATE SIGNED BY SUB-CONTRACTOR/SPECIALIST CONTRACTOR  
ASSIGNED BY BUILDER / MAIN CONTRACTOR ON COMPLETION*



**CE**

**EN 1090-1**



QUALITY

I.S. EN ISO 9001:2008

**NSAI Certified**



# BRONZE RANGE

25mm

## ROOF INSULATION

RECOMMENDED FOR USE AS:

General garden/Garage storage- cars, bicycles, fuel, lawnmowers etc..

### Features of a Bronze Range shed

- » 25mm triple layer roof insulation system- This prevents condensation dripping on your items
- » 90mm Heavy duty fully Galvanised Framework
- » Walls ventilated with louvred vents for air movement
- » Polycarbonate clearlight with a multiple layer Anti-condensation barrier
- » Pre- fabricated wall & roof panels for easy site installation
- » Large choice of doors, windows & colour finishes

### Roof Insulation

25MM TRIPLE LAYER INSULATION



3m x 2.9m  
With Plank Wood Effect Upgrade



4m x 2.9m  
Bronze Range Unit



6.1m x 4.5m  
Mushroom Shiplap  
& Over-hang Upgrade.



15.2m x 7.3m  
High Storage Unit

# SILVER RANGE

25mm

## ROOF & WALL INSULATION

### RECOMMENDED FOR USE AS:

Dry storage- Utility room, Home Gym,  
Home workshop, Vintage Car Storage,  
Playroom etc.

### Features of a Silver range shed

- » 25mm triple layer roof & wall insulation system  
This allows for storage of your household goods.  
We recommend heating the Silver Range units for optimum dry storage conditions.
- » 90mm Heavy duty fully Galvanised Framework
- » Polycarbonate clearlight with a multiple layer Anti-condensation barrier
- » Pre-fabricated wall & roof panels for easy site installation
- » Large choice of doors, windows & colour finishes
- » Attractive blue felt finish on walls and roof structure.

### Roof & Wall Insulation

25MM TRIPLE LAYER INSULATION



4.5m x 2.9m  
Silver Range Unit



15.2m x 6.1m  
Silver Range Unit



9.1m x 7.3m  
Double Garage Unit



9.1m x 4.5m  
With Shiplap Wood Effect Upgrade.

# GOLD RANGE

40mm

## ROOF & WALL INSULATION

### RECOMMENDED FOR USE AS:

Heated dry storage workshop, hobby room, treatments rooms, living accommodation. The Gold range can be used for any type of storage and is available up to 100mm.

### Features of a Gold Range shed

- » 40mm Kingspan roof & wall composite panel insulation  
*This allows for storage of any goods from electrical to dry goods. This range will retain heat when heated. We recommend heating the Gold Range units for optimum dry storage conditions.*
- » White metal interior finish durable & fully washable
- » 90mm heavy duty fully Galvanised Framework
- » Insulated double skinned Polycarbonate clearlight
- » Pre-fabricated wall & roof panels for easy site installation
- » Large choice of doors, windows & colour finishes

### 40mm Roof & Wall Composite Panel Insulation



CE



4m x 2.9m  
Office Unit



6.1m x 4.5m  
With Flat wood effect panel  
& Overhang Upgrade



12.2m x 7.3m  
Double Garage Unit



Kingspan Insulated Unit  
Used as a GAA Club Gym  
& Changing Rooms

# GALLERY



15.2m x 9m Golf Unit



6m x 3m Insulated Plant Room



Classroom Interior



Flat Insulated Panel - Light Oak



12.2m x 9.1m Car Sales Showroom



Car Sales Showroom Interior



Recording Studio



Vehicle Storage Facility



12.2m x 6.1m Children's Crèche



Industrial Plant Room



15.2m x 10m Bus Service Unit



17.2m x 10m Stables



15.2m x 7.3m Insulated Garage



15.2m x 7.3m Helicopter Storage



12.2m x 6.1m Insulated Office



9.1m x 6.1m Forlex Finish Garage

## Internal & External Finishes



Forlex Finish



Shiplap Profile



Plank Effect



Tongue & Groove Interior



One Bedroom Chalet Interior



Studded Wall Interior Finish



Flat Insulated Panel

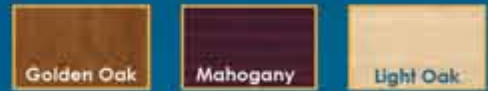


Marble Interior Finish

# COLOURS FOR YOUR BUILDING

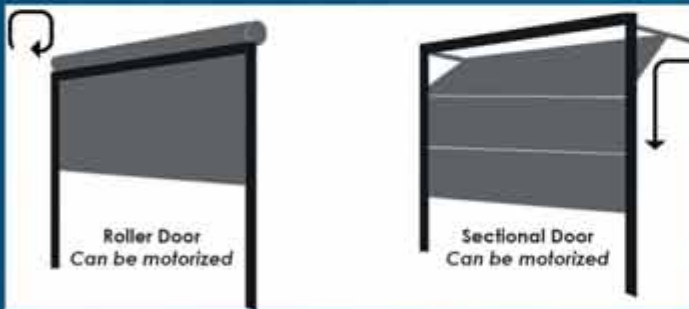
## Standard Colour Range

## Wood Effect Finish (Upgrade)



# OPTIONAL EXTRAS FOR YOUR BUILDING

### GARAGE DOORS



### STEEL DOORS



### FULLY GLAZED PVC DOORS



### PVC FRENCH DOORS



### PVC FIXED WINDOWS



### PVC OPENING WINDOWS



### ROOF OPTIONS



### PVC DOORS



### 1/2 GLAZED PVC DOORS



*Shanette can design and manufacture various different ranges- Bronze, Silver & Gold units that will suit your everyday growing needs and requirements. We will help you choose the size, colour, doors, windows, interior & exterior finishes.*

*Finally we will provide you with all of the concrete base details or you can contact a Sub-contractor that we recommend: Kevin O' Neill 086-2764382.*

*Check out our website [www.shanette.ie](http://www.shanette.ie) for more information on all our products.*

**A: Tullamore Road, Kilbeggan, Co. Westmeath, Ireland**

**T: 057 9332294 | E: [info@shanette.ie](mailto:info@shanette.ie)**

**[www.shanette.ie](http://www.shanette.ie)**