



SUPERIOR SPACE
BY
SHANETTE
BUILDINGS - GARAGES - SHEDS



SHANETTE SUPERIOR SPACE

Shanette are the original, off-site, sectional built, Steel Buildings manufacturer based in Westmeath. Established in 1983, we are the largest & longest established fully CE certified manufacturer of Sectional (Panel form) steel buildings in Ireland. We are professional steel building manufacturers with a proven, reliable track record.

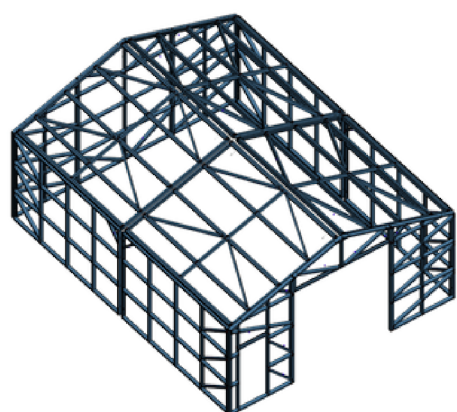
Over the last 40 years we have constantly developed our products and Company, always creating and designing with strength, safety and quality in mind. We have made a name for ourselves supplying exactly what the customer needs when they need it.

We hold an impressive portfolio of previous projects for domestic, commercial and industrial clients. And due to our extensive experience in all aspects of Off-site manufacture, we have successfully brought thousands of clients from idea conception to the end-product with minimal fuss or disruption, delivering and installing quality buildings to our clients all over Ireland.

CERTIFICATIONS

All Shanette materials are CE marked and certified. The entire design, manufacturing and supply process is managed by our dedicated and skilled team, who use a fully integrated system which incorporates quality, environmental and health & safety management prerequisites into your project.

Our structural grade steels are extremely strong and can take snow load bearing weight and prove impressive with strong wind performance to European Standards.



Ancillary Design Certificate
ANCILLARY CERTIFICATE OF COMPLIANCE: DESIGN
(Commencement Notice / 7 Day Notice)



ANCILLARY CERTIFICATE OF COMPLIANCE ON COMPLETION
(ANCILLARY COMPLETION CERTIFICATE)
DESIGN OF THE WORKS



ANCILLARY CERTIFICATE OF COMPLIANCE ON COMPLETION
(ANCILLARY COMPLETION CERTIFICATE)
INSPECTION PLAN



ANCILLARY CERTIFICATE OF COMPLIANCE ON COMPLETION
CERTIFICATE SIGNED BY SUB-CONTRACTOR / SPECIALIST CONTRACTOR
ASSIGNED BY THE BUILDER / MAIN CONTRACTOR ON COMPLETION



ANCILLARY CERTIFICATE OF COMPLIANCE: DESIGN
(COMMENCEMENT NOTICE / 7 DAY NOTICE)
TO BE COMPLETED BY A SPECIALIST OR UNREGISTERED CONSULTANT




ANCILLARY CERTIFICATE OF COMPLIANCE: DESIGN
(COMPLETION)
TO BE COMPLETED BY A SPECIALIST OR UNREGISTERED CONSULTANT



ANCILLARY CERTIFICATE OF COMPLIANCE ON COMPLETION
(ANCILLARY COMPLETION CERTIFICATE -INSPECTION-)
TO BE COMPLETED BY A SPECIALIST OR UNREGISTERED CONSULTANT





Our units are superior in every sense of the word, breathing life back into under-utilised space. We help guide our clients to achieve their dream lifestyles from home. With our expansive technical know-how we are always looking to innovate and lead the way for the future of space expansion and home design.

Our buildings are designed using some of the most advanced 3D computer modeling software systems to withstand the forces of wind and snow to European construction standards, using high strength structural steels. We produce quality steel buildings at competitive prices, direct from our manufacturing base, in the Midlands. With nearly 40 years experience manufacturing sectional-built Steel Buildings, our level of expertise and know-how is beyond compare. We place the clients needs first, and endeavour to achieve client satisfaction with every job we do.



BRONZE RANGE


25mm Triple layer roofing insulation - *This prevents condensation forming and dripping from the roof*

100mm Heavy duty fully galvanised steel framework - *The strongest on the Irish market*

Horizontal plank effect cladding as standard - *vertical box profile available upon request*



Suitable for general use: Garden & Garage storage of Cars, Bikes, Lawnmowers, Fuel etc.,



FEATURES

25mm Triple layer roof insulation system

100mm Heavy duty galvanised steel framework & Polycarbonate clearlights with a multiple anti-condensation barrier

Prefabricated roof & Wall panels for easy site installation



BRONZE RANGE GALLERY



SILVER RANGE

25mm Triple layer roofing & wall insulation with blue felt finish

This prevents condensation forming and dripping on the roof

100mm Heavy duty & fully galvanised steel framework *The strongest on the Irish market*

Horizontal plank effect cladding as standard - *vertical box profile available upon request*

We recommend heating installation in our silver range units for optimum dry storage facilities

Suitable for utility room, home gym, workshop, cars, playroom etc

FEATURES

25mm Triple Layer Roof & Wall Insulation System

100mm Heavy duty galvanised steel framework & Polycarbonate clearlights with a multiple layer anti-condensation barrier


Prefabricated roof & Wall panels for easy site installation



CLEARLIGHTS INCLUDED



STRONGEST FRAME ON THE MARKET



25MM ROOF & WALL INSULATION
(included as standard)

SILVER RANGE GALLERY



GOLD RANGE

HORIZONTAL FLAT PANEL



MOST POPULAR

2 OPTIONS IN GOLD RANGE FLAT PANEL

1 40mm **2** 80mm


Choice of 40mm or 80mm Horizontal Flat Panel wall insulation & box profile roof
White metal interior wall finish which is durable and full washable

100mm HEAVY DUTY & fully galvanised steel framework *The strongest on the Irish market*


We recommend heating installation in our Gold Range units for optimum dry storage facilities




STRONGEST FRAME ON THE MARKET



POLYCARBONATE CLEARLIGHT PANEL



COMPOSITE ROOF PANEL



COMPOSITE WALL PANEL

Suitable for: Home Gym, Hobby Room, Treatment Room, Home Office, Garden Room etc

FEATURES

Choice of 40mm or 80mm insulated composite panel in both roof and wall structure

100mm Heavy duty galvanised steel framework

Multi-Wall Polycarbonate clearlights

Prefabricated roof & Wall panels for easy site installation

GOLD RANGE GALLERY

HORIZONTAL FLAT PANEL



GOLD RANGE

VERTICAL PROFILE



MOST POPULAR

CHOICE IN GOLD RANGE VERTICAL PROFILE

From 40mm up to 120mm

From 40mm up to 120mm Box Profile Vertical Cladding in both roof and wall
White metal interior wall finish which is durable and full washable

100mm HEAVY DUTY & fully galvanised steel framework *The strongest on the Irish market*

We recommend heating in our Gold Range units for optimum dry storage facilities

Suitable for Office Units, Home Extensions, Plant Rooms, Factory Units, etc

FEATURES

Choice from 40mm to 150mm insulated composite panel in both roof and wall structure


100mm Heavy duty galvanised steel framework

Multi-Wall Polycarbonate clearlights


Prefabricated roof & Wall panels for easy site installation



STRONGEST FRAME ON THE MARKET



POLYCARBONATE CLEARLIGHT PANEL



FROM 40mm UP TO 120mm INSULATED COMPOSITE PANEL IN BOTH ROOF AND WALL STRUCTURES

GOLD RANGE GALLERY

VERTICAL PROFILE





SUPERIOR SPACE BY SHANETTE

☎ 01 459 4993 / 057 93 32294

✉ info@shanette.ie

🌐 www.shanette.ie

DUBLIN 12

PERFECT
FOR A RAINY
DAY VISIT



MONDAY - FRIDAY | 9AM - 5PM

SATURDAYS | 9AM - 1PM

CLOSED SUNDAYS & BANK HOLIDAYS

160 JFK ROAD, JFK INDUSTRIAL
ESTATE, DUBLIN 12, D12 PY54

MIDLANDS

CENTRAL
LOCATION



MONDAY - FRIDAY | 8AM - 5PM

SATURDAYS | 9AM - 1PM

CLOSED SUNDAYS & BANK HOLIDAYS

TULLAMORE RD, KILBEGGAN,
CO. WESTMEATH, N91 PC56

Follow
-US-

